TREVITEC

WATERFLEX

GIUNTI DI SMONTAGGIO E COLLEGAMENTO

dismantling joint - connection joint





GIUNTI DI SMONTAGGIO

- a soffietto multiparete
- a tre flange
- a corsa lunga

GIUNTI DI COLLEGAMENTO

- multidiametro
- flessibili e antisfilamento
- giunti e tubi in silicone per la nautica

DISMANTLING JOINT

- *bellows typ*
- *three flanges type*
- *spigot joint for long run*

CONNECTION JOINTS MULTIDIAMETER

- *flexible couplings for connection and anti-slip*
- *joints and silicone tubes for boating*

TREVITEC via Zermanese 211/C - 31100 TREVISO - Italy
Tel.+39 0422404781 fax +39 0422347300 email : info@trevitec.com



GIUNTI DI SMONTAGGIO TRE FLANGE

3 flanges dismantling joint



I giunti di smontaggio a tre flange sono interamente realizzati in acciaio, trovano grande impiego nelle reti di distribuzione di acqua e altri tipi di fluidi. Vengono utilizzatri principalmente per agevolare l'installazione e la manutenzione di apparecchiature idrauliche , soprattutto di grandi dimensioni.

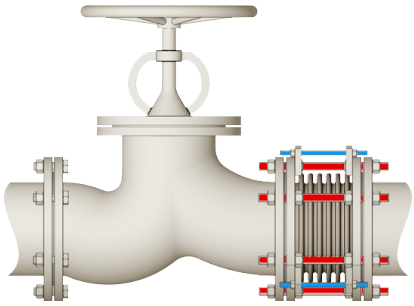





La corsa del giunto permette di recuperare eventuali giochi nella posa di tubazioni e permette allo stesso tempo di creare lo spazio sufficiente al montaggio e smontaggio della valvola. Durante le fasi di smontaggio il giunto rimane bloccato nella posizione desiderata.

I giunti di smontaggio sono forniti nelle seguenti gamme standard :

- diametro nominale da **DN 50** al **DN 2000**
- pressione nominale **PN 10 - 16 - 25 - 40 - 64**
- Temperatura minima di impiego : **-20°C**

Su richiesta possono essere forniti esecuzioni speciali nel diametro, lunghezza, pressione, tipo di finitura e materiali.

Progettato e costruito interamente in ITALIA con materiali conformi alle normative UNI-EN e controllati in conformità al d.lgs 23/2009 (direttiva CEE 2006/117 EURATOM)

Designed and manufactured entirely in ITALY with materials compliant according to UNI -EN and controlled in accordance with Legislative Decree 23/2009 (EC directive 2006/117 EURATOM)

The dismantling joints with three flanges are used in large distribution networks, water and other fluids . They are used primarily to facilitate the installation and maintenance of hydraulic equipment , especially large diameters.
The travel of the joint now allows you to recover any of the laying of pipes and enables both to create sufficient space for mounting and dismounting of the valve .

The dismantling joints are provided in the following standard ranges :

- nominal diameter **DN 50 to DN 2000**
- nominal pressure **PN 10 to 16 - 25 - 40 - 64**
-Minimum operating temperature : **-20°C**

On request we can supply D.J with special features in the diameter , length , pressure , type of finish and materials .

TREVITEC via Zermanese 211/C - 31100 TREVISO - Italy
tel.+39 0422404781 fax +39 0422347300 email : info@trevitec.com



GIUNTI DI SMONTAGGIO TRE FLANGE

3 flanges dismantling joint



Copyrights by Trevitec

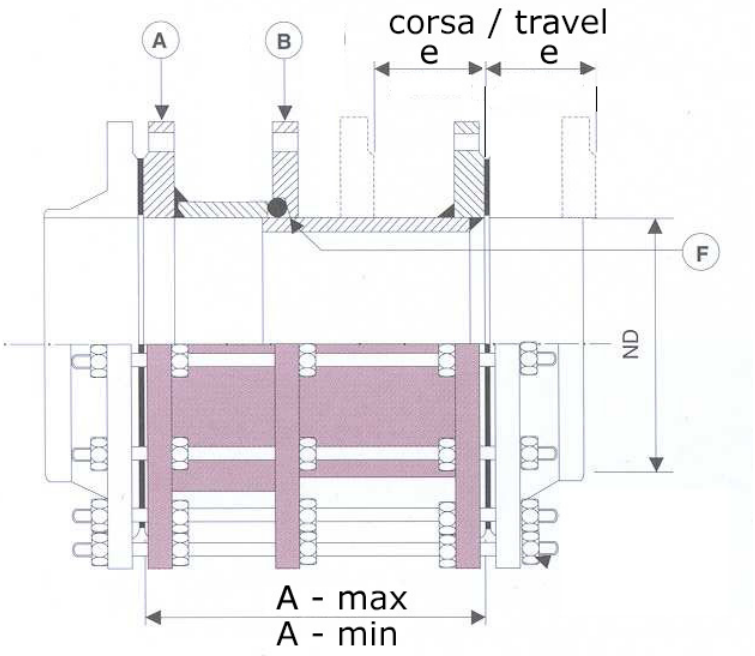

Materiali / materials

- Flange e corpo centrale : Acciaio al carbonio SJ235JR o equivalenti
- Flanges and main body : carbon steel

- Guarnizioni : EPDM
- Gaskets : EPDM

- Tiranti e dadi : Acciaio al carbonio zincato (1 tirante e 5 dadi per ogni foro)
- Tie-rods and nuts : galvanized carbon steel (1 tie-rod + 5 nuts for each flange hole)

Trattamenti superficiali / painting

- Tutte le superfici sono trattate con sabbiatura SA2-1/2 e verniciatura finale con epossidica, spessore totale a film secco di 200 micron. Colore finale : RAL5010 - RAL5005 (altri RAL su richiesta)

- All surfaces are sandblasted, painted with epoxy ; a total dry film thickness of 200 microns .
Final color : RAL5010 - RAL5005 (others RAL on request)

TREVITEC via Zermanese 211/C - 31100 TREVISO - Italy
tel.+39 0422404781 fax +39 0422347300 email : info@trevitec.com

GIUNTI DI SMONTAGGIO TRE FLANGE
3 flanges dismantling joint



Copyrights by Trevitec

Dimensioni
Overall Dimensions

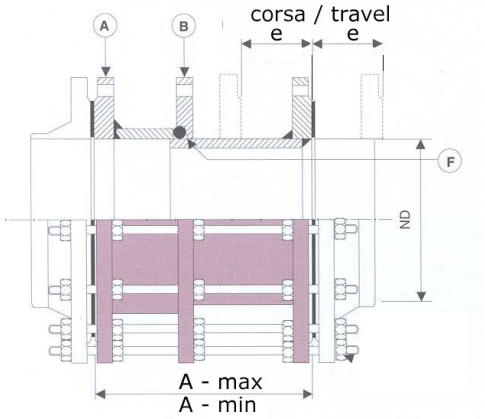

PN 10 / NP 10

DN	PN	A (max)	A (min)	e (corsa) travel	Nr. tiranti nr. of tie-rod	diam. K	L	Peso weight
		mm	mm	mm			mm	Kg
50	vedi PN 16 see PN 16							
65								
80								
100								
125								
150								
200	10	234	164	+/-35	8	M20	330	48
250	10	230	170	+/-30	12	M20	330	63
300	10	230	170	+/-30	12	M20	330	70
350	10	231	181	+/-25	16	M20	350	99
400	10	274	214	+/-30	16	M22	365	125
450	10	286	226	+/-30	20	M22	365	147
500	10	292	232	+/-30	20	M22	375	181
600	10	310	250	+/-30	20	M27	400	244
700	10	298	238	+/-30	24	M27	430	266
800	10	308	248	+/-30	24	M30	460	365
900	10	344	274	+/-35	28	M30	480	424
1000	10	334	284	+/-25	28	M33	480	607
1100	10	Su richiesta On request						
1200	10							
1300	10							
1400	10							
1500	10							
1600	10							
1800	10							
2000	10							

Altri Diametri e Pressioni su richiesta.
Others Diameter and Nominal Pressure on request.

TREVITEC via Zermanese 211/C - 31100 TREVISO - Italy
tel.+39 0422404781 fax +39 0422347300 email : info@trevitec.com

GIUNTI DI SMONTAGGIO TRE FLANGE

3 flanges dismantling joint



Copyrights by Trevitec

Dimensioni

Overall Dimensions

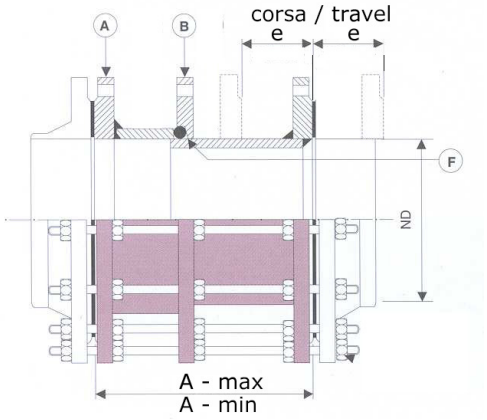

PN 16 / NP 16

DN	PN	A (max)	A (min)	e (corsa) travel	Nr. tiranti nr. of tie-rod	diam. K	L	Peso weight
		mm	mm	mm			mm	Kg
50	16	173	133	+/-20	4	M16	250	14
65	16	186	136	+/-25	8	M16	250	15
80	16	186	136	+/-25	8	M16	280	18
100	16	187	137	+/-25	8	M16	280	24
125	16	187	137	+/-25	8	M16	292	28
150	16	234	164	+/-35	8	M20	310	36
200	16	230	180	+/-25	12	M20	320	51
250	16	255	195	+/-30	12	M22	370	75
300	16	264	204	+/-30	12	M22	370	91
350	16	273	213	+/-30	16	M22	390	129
400	16	298	238	+/-30	16	M27	420	174
450	16	310	250	+/-30	20	M27	430	212
500	16	326	266	+/-30	20	M30	450	278
600	16	328	268	+/-30	20	M33	470	390
700	16	330	270	+/-30	24	M33	500	415
800	16	414	354	+/-30	24	M36	525	504
900	16	348	288	+/-30	28	M36	540	622
1000	16	392	332	+/-30	28	M39	585	820
1100	16	Su richiesta On request						
1200	16							
1300	16							
1400	16							
1500	16							
1600	16							
1800	16							
2000	16							

Altri Diametri e Pressioni su richiesta.

Others Diameter and Nominal Pressure on request.

TREVITEC via Zermanese 211/C - 31100 TREVISO - Italy
tel.+39 0422404781 fax +39 0422347300 email : info@trevitec.com



GIUNTI DI SMONTAGGIO TRE FLANGE
3 flanges dismantling joint



Copyrights by Trevitec

Dimensioni
Overall Dimensions

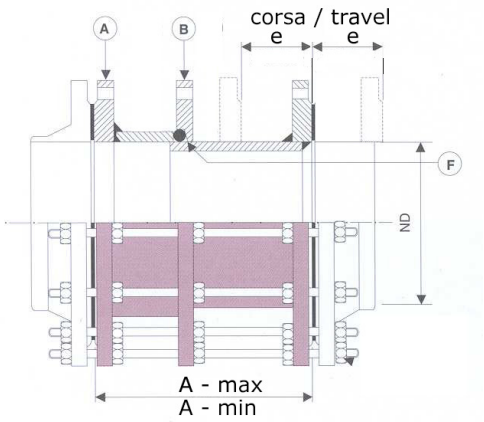

PN 25 / NP 25

DN	PN	A (max)	A (min)	e (corsa) travel	Nr. tiranti nr of tie-rod	diam. K	L	Peso weight
		mm	mm	mm			mm	Kg
50	25	Vedi PN 40 see NP40						
65	25							
80	25							
100	25							
125	25							
150	25							
200	25	254	194	+/-30	12	24	375	74
250	25	279	219	+/-30	12	27	415	105
300	25	288	228	+/-30	16	27	430	142
350	25	304	244	+/-30	16	30	460	206
400	25	305	255	+/-25	16	33	475	266
450	25	320	280	+/-20	20	33	500	315
500	25	360	300	+-/30	20	33	550	380
600	25	402	342	+/-30	20	36	625	611
700	25	358	298	+/-30	24	39	555	673
800	25	390	330	+/-30	24	45	610	930
900	25	412	352	+/-30	28	45	640	1100
1000	25	462	402	+/-30	28	52	720	1390
1100	25	Su richiesta On request						
1200	25							
1300	25							
1400	25							
1500	25							
1600	25							
1800	25							
2000	25							

Altri Diametri e Pressioni su richiesta.
Others Diameter and Nominal Pressure on request.

TREVITEC via Zermanese 211/C - 31100 TREVISO - Italy
tel.+39 0422404781 fax +39 0422347300 email : info@trevitec.com



GIUNTI DI SMONTAGGIO TRE FLANGE

3 flanges dismantling joint



Copyrights by Trevitec

Dimensioni

Overall Dimensions

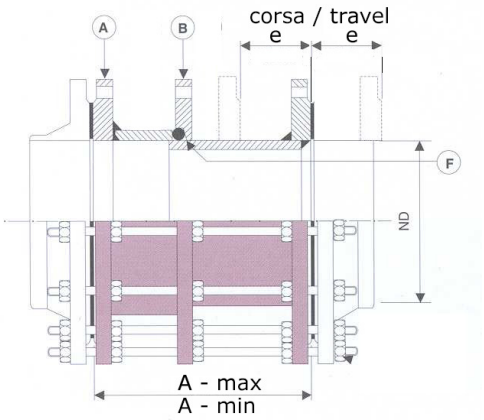

PN 40 / NP 40

DN	PN	A (max)	A (min)	e (corsa) travel	Nr. tiranti Nr. of tie-rod	diam. K	L	Peso weight
		mm	mm	mm			mm	Kg
50	40	196	136	+/-30	4	16	275	11
65	40	202	142	+/-30	8	16	285	15
80	40	208	148	+/-30	8	16	295	20
100	40	220	160	+/-30	8	20	320	30
125	40	227	167	+/-30	8	24	335	42
150	40	243	183	+/-30	8	24	355	51
200	40	272	212	+/-30	12	27	410	74
250	40	309	249	+/-30	12	30	495	96
300	40	327	267	+/-30	16	30	495	143
350	40	324	264	+/-30	16	33	500	192
400	40	378	318	+/-30	16	36	585	300
450	40	396	336	+/-30	20	36	615	418
500	40	428	368	+/-30	20	39	665	460
600	40	454	424	+/-15	20	45	730	569
700	40	421	391	+/-15	24	45	675	1025
800	40	519	459	+/-30	24	52	815	1414
900	40	552	492	+/-30	28	52	870	1321
1000	40	564	504	+/-30	28	52	890	1511
1100	25	Su richiesta On request						
1200	25							
1300	25							
1400	25							
1500	25							
1600	25							
1800	25							
2000	25							

Altri Diametri e Pressioni su richiesta.

Others Diameter and Nominal Pressure on request.

TREVITEC via Zermanese 211/C - 31100 TREVISO - Italy
tel.+39 0422404781 fax +39 0422347300 email : info@trevitec.com





Copyrights by Trevitec

Controlli e collaudi / test

- I giunti sono controllati con prova idraulica con valore pari a 1,5 volta la pressione nominale in accordo alla norma EN 12266-1
- The joints are hydraulically tested with a value of 1.5 times the nominal pressure in accordance to EN 12266-1

Normative di riferimento / Reference standards

- Foratura flange e dimensioni : EN 1092-1 - EN 7005-2 (Flange in acciaio)
- Drilling and flange dimensions : EN 1092-1 - EN 7005-2 (Steel flanges)

- Collaudi : EN 12266-1
- Tests : EN 12266-1

- Alimenti : in accordo al D.M 174/04 per le parti applicabili (ex Circolare Ministeriale 102 del 02/12/1978)
- Food : In accordance with the Italian Law 174/04 as applicable

TREVITEC via Zermanese 211/C - 31100 TREVISO - Italy
tel.+39 0422404781 fax +39 0422347300 email : info@trevitec.com



Copyrights by Trevitec

GIUNTI UNIVERSALI DI COLLEGAMENTO
e
GIUNTI ANTISFILAMENTO
Universal Coupling

GIUNTI STRAUB

straub
the original



Le caratteristiche tecniche e le informazioni riportate possono subire variazioni senza preavviso.
The technical specifications and the information is subject to change without notice.

TREVITEC via Zermanese 211/C - 31100 TREVISO - Italy
tel.+39 0422404781 fax +39 0422347300 email : info@trevitec.com



GIUNTI DI SMONTAGGIO TRE FLANGE

3 flanges dismantling joint



Copyrights by Trevitec

Tutte le informazioni contenute nel presente catalogo sono suscettibili di variazione senza preavviso. La casa costruttrice non assume responsabilità per eventuali errori o inesattezze nel contenuto di questo prospetto e si riserva il diritto di apportare ai suoi prodotti, in qualunque momento e senza avviso, eventuali modifiche ritenute opportune per qualsiasi esigenza di carattere tecnico o commerciale.
In ogni caso la ns. società non può essere ritenuta responsabile da danni, rotture e malfunzionamenti dei prodotti descritti, che non siano stati accuramente scelti e installati.

All information contained in this catalog are subject to change without notice. All information contained in this catalogue are subject to change without notice. The manufacturer is not liable for any errors or inaccuracies in the content of this prospectus and reserves the right to modify its products at any time and without notice, any changes deemed appropriate for any need for technical or commercial character. In any case the company cannot be held responsible for damage, cracks and faults of the products described, which have not been strictly selected and installed.

TREVITEC

via Zermanese 211/C - 31100 TREVISO (IT)
tel./phone +39 0422 404781
fax +39 0422 347300

www.trevitec.com

email : info@trevitec.com

distribuito da :